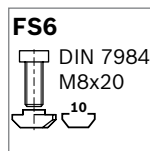
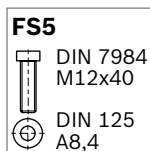
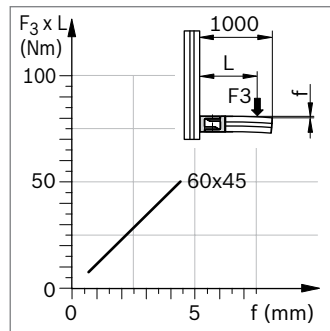
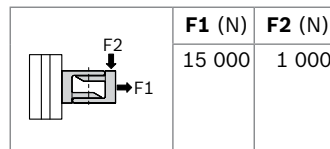
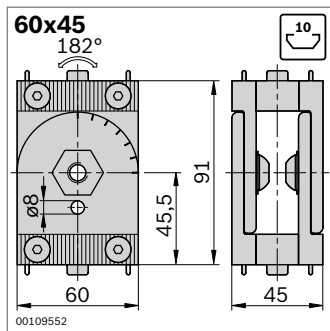


### Joint 60x45, 60x60



- ▶ For movable or rigid profile connections at any angle
- ▶ Swivel range 182°
- ▶ With marking in 15° increments
- ▶ Locking by clamping (5 Nm) or fixing with pins (15 Nm)
- ▶ The joint can be adjusted using a clamping lever
- ▶ *designLINE* version with special silver paint (RAL 9006)
- ▶ Profile finishing:  
Thread cutting (M12) in core for end connection

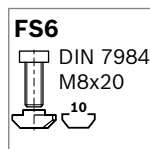
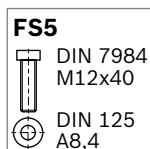
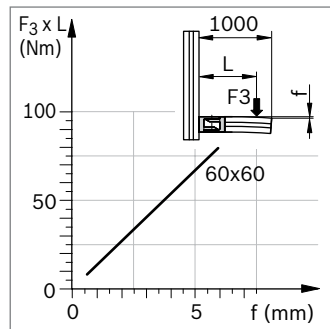
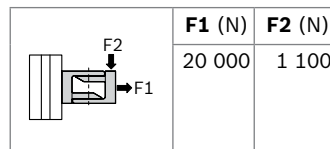
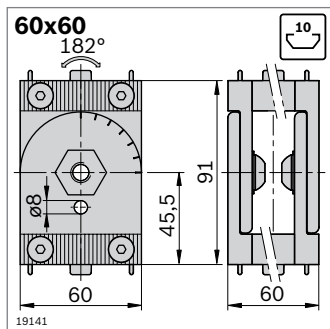


Joint 60x45	Slot	ESD	No.	FS
<b>Standard</b>	10		<b>3 842 502 688</b>	2xFS5, 2xFS6
<b>designLINE</b>	10		<b>3 842 539 799</b>	2xFS5, 2xFS6

Material: Standard: diecast zinc  
*designLINE*: painted, RAL 9006  
Fastening material: steel; galvanized  
Scope of delivery: incl. fastening material (FS)

Clamping lever	No.
<b>for joint 60x45</b>	<b>3 842 505 144</b>

Material: diecast zinc, black polymer coating



Joint 60x60	Slot	ESD	No.	FS
<b>Standard</b>	10		<b>3 842 502 687</b>	2xFS5, 2xFS6
<b>designLINE</b>	10		<b>3 842 539 800</b>	2xFS5, 2xFS6

Material: Standard: diecast zinc  
*designLINE*: painted, RAL 9006  
Fastening material: steel; galvanized  
Scope of delivery: incl. fastening material (FS)

Clamping lever	No.
<b>for joint 60x60</b>	<b>3 842 505 144</b>

Material: diecast zinc, black polymer coating